


CASB12

ECP EDIT/UPDATE



PROGRAM FUNCTION

CASB12 updates the Electronic Commerce Partner File (ECP). Data from transaction records is used by CASB12 to delete existing records and update any field on the records in the Electronic Commerce Partner file.

TRN Records are entered in the Control (CTL) File following the CTL Records. If there are no errors, the file selected in each TRN Record is updated. If there are errors, that record in the file will not be updated, and an error message will be listed on the output report.

SAMF13 reads the indexed Electronic Commerce Partner (ECP) File before processing each transaction. An ECP Record must exist for each student/vendor before changes, or deletions can be made to that student/vendor's records in the ECP File.

If an ECP Record exists for the student/vendor, the file selected in the TRN Record for that student/vendor is read, and fields selected in the TRN Record are updated with new values or their current values deleted. When it encounters an invalid data element name in a TRN Record, all remaining data element fields in that TRN Record are not processed.

The Data Element Dictionary (DED) provides information to edit coded data elements entered on the input transaction for correct format. The DED file also provides positional information on the data in the ECP Record so proper field locations are updated.

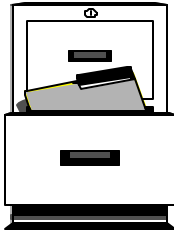
Each TRN Record selects one file (ECP), and one Student/Vendor ID record only. All fields in that student/vendor's record in that one file may be updated.



GETTING STARTED

CASB12 Processing requires 80 character TRN Records to follow the CTL Records in the input CTL File. The program will process until all of the records are read from the CTL File. The indexed Table (TBL) File and indexed ECP File must be present.

FILES



Program flow for CASB12 is shown in *Figure A*.

The CTL File contains user options for the program execution. An example of these options is the Error Reporting Option. The CTL File also contains the TRN Records used for CASB12 update. It is the only driver to program processing.

The TBL File provides program defaults such as Processing Date (PDATE) and Lines per Page (PLINES). These defaults may be overridden by the options contained in the CTL File.

The Electronic Commerce Partner file (ECP) is used to delete records and to update values of data fields. These changes are made based on Transaction records information.

The Print (PRT) File produces a report containing control options, students/vendors processed and processing control totals.

FILES

Input

Control File (sequential)

Table File (indexed)

Data Element Dictionary File (indexed)

Input/Output

ECP File (indexed)

Output

Print File (sequential)

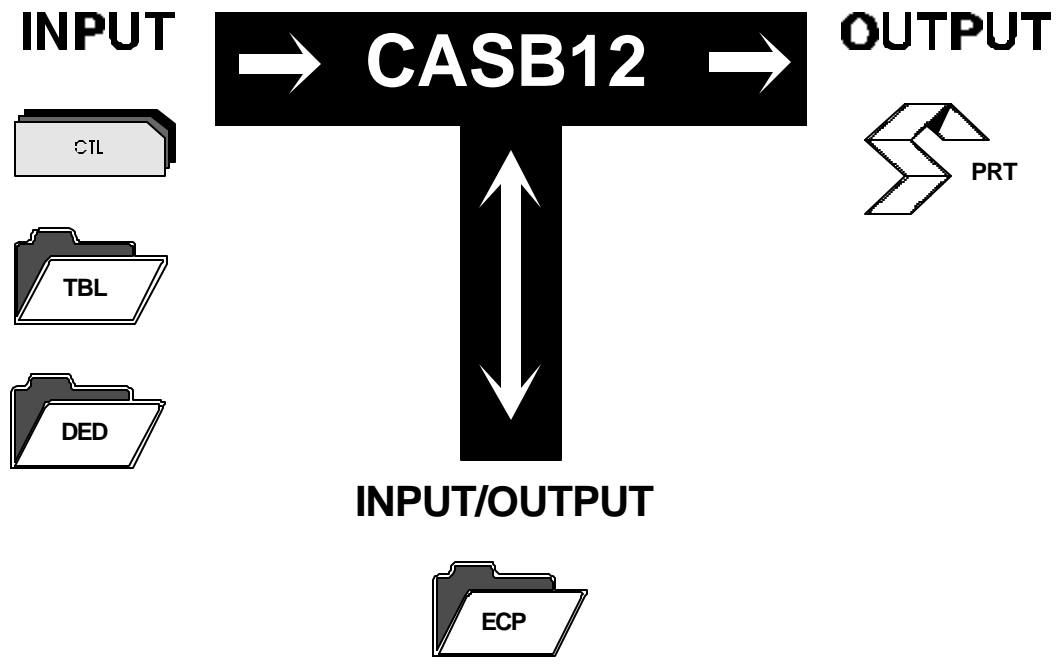



Figure A. CASB12 Program Flow

TECHNICAL REFERENCE

Below is a list of files that must be defined for the CASB12 jobstream and their corresponding names in IBM and VAX environments.

Program File Name	IBM/MVS (DD) IBM/VSE (DLBL)	VAX/VMS (Define)
CONTROL FILE	CTL	SEQCTL
TABLE FILE	TBLINDX	IDXTBL
DATA ELEMENT DICT. FILE	DED	IDXDED
ECP FILE	ECP	IDXECP
PRINT FILE	PRINT	RPRINT

INPUT FORMATS



The CTL File is used for input for processing control. This input is in the form of TRN Records, whose format is shown below:

RECORD	POSITION	COMMENT
PROGRAM ID	01-03	Must be B12
INSTITUTION ID	04-09	May be spaces
STUDENT/VENDOR ID	10-22	
FILE IDENTIFIER	23-25	Must be ECP
TRANSACTION FIELDS	26-80	Data Element=Value and Values or SID>Delete or Data Element=**

The **STUDENT/VENDOR ID**entifier is the field used to search the ECP File for the student/vendor's record. If an ECP Record does not exist for that student/vendor, the transaction will not be processed by CASB12, and a message will be printed on the output report.

The **FILE IDENTIFIER** specifies the file in which the record of that student/vendor will be changed or deleted. It must be ECP.

TRANSACTION FIELDS (data elements) may be entered anywhere in positions 26-80 on the TRN Record. More than one update may be positioned in this area. The data element must match a field name in the DED. The value entered after the equal sign is the fields' new value.

Examples of Transaction Records:

```
B12  000000001  ECP  ECPNAME="TESTNAME"  USERCD1=AAAA  
B12  000000001  ECP  USERCD2=BBBB
```

CTL Records provide options used during execution of the program in the form *KEYWORD=value*. Keywords may appear in any order in record positions 07-72. Positions 01-06 must contain *CASB12* on all records until *FINISH* or *END* in those positions terminates setting control options. If a global control option is not entered, the TBL File provides the default. The program provides all other defaults

In the alphabetical list of keywords that follows, complete control option names are shown in parentheses:

COMMENT (Processing Comment) is the heading of the report. If a comment contains any blank characters, it should be enclosed within quotation marks, e.g., "THIS COMMENT".


ERRORL (Error Reporting) reports either all transactions processed if set to *A* (the default) or only those transactions in error if set to *E*.

PDATE (Processing Date) is the date in YYMMDD format used on the report and on each updated record. The default is the system date.

PLINES (Lines per Page) is the number of lines per page on the output report. The value must be between 29 and 99. The default is 59.

CONTROL OPTIONS

<u>Keyword</u>	<u>Default Value</u>
COMMENT	Spaces
ERRORL.....	A
PDATE	System Date
PLINES	59



All fields in the Electronic Commerce Partner File (ECP) may be updated by entering a new value or spaces for the data elements. A complete description of data elements is provided in the Data Element Dictionary, including valid codes.

The entire student/vendor ECP Record in a file may be deleted by entering SID=DELETE in the Transaction Field area of the TRN Record.

System status data elements in the ECP file are updated automatically when a change occurs. Revision Date and Time, Revision Level, and Revision Program are updated when a change occurs.

When an error is encountered on a CTL Record, a message is printed with a description of the specific keyword causing the error (e.g., PDATE), and the program will terminate without further processing. The CTL Record must be corrected and the program rerun.

The following messages may be encountered:



- ** **DELETE INVALID - NO RECORD:** An attempt was made to delete a non-existent record.
- ** **ECP RECORD NOT IN ECP FILE:** The Student Identifier from the TRN Record does not exist on the ECP file. All TRN Records for this ID were rejected.
- ** **INVALID CODE:** An invalid code was used for a coded data field. This value was not in the Data Element Dictionary. This field update was rejected.
- ** **INVALID DATE:** An invalid date was input. Format for dates are CCYYMMDD where CC is Century.
- ** **INVALID ERRORL OPTION:** The value entered for ERRORL was not *E* or *A*.
- ** **INVALID FIELD FOR UPDATE:** The field name supplied on the TRN Record does not exist in the Data Element Dictionary.
- ** **INVALID FILE ID:** ECP was not used in the first three characters as the TRN File identifier. This TRN Record was rejected.
- ** **INVALID KEYWORD ENCOUNTERED:** A keyword value was unacceptable to CASB12. Check keyword spelling and ensure that an equal sign is used between the keyword and option value.
- ** **NON ALPHA FIELD:** An attempt to input an alpha value into a numeric field was made. This field update was rejected.
- ** **PDATE INVALID - USE YYMMDD FORMAT:** The PDATE was not entered in the proper YYMMDD date format.
- ** **PDATE IS NON NUMERIC:** The value for PDATE was not a numeric value.
- ** **PLINES IS NON NUMERIC:** The value for PLINES was not a numeric value.
- ** **RECORD ID IS NOT CASB12:** A CTL Record was not prefaced by CASB12. CASB12 should be in columns 1 through 6.

**** TRANSACTION ID NOT B12:** B12 wasn't used in the first three characters of the TRN Record. This TRN Record was rejected.

TRANSACTION PROCESSED: The TRN Record was processed correctly.

WW INVALID CODE: An invalid code was input for a field. The error only required a warning and the update will occur.

WW RECORD ADDED: An ECP record was added for the student/vendor.

WW RECORD CHANGED: An ECP record was changed for the student/vendor.

WW RECORD DELETED: An ECP record was deleted for the student/vendor.

OUTPUT

```
* APPLICA
* APPLICA
* AWARD
UPDATE
RECORD
102946
PRINT
```

The CASB12 output report shown in *Figure B* includes the Student's SID field as well as error messages containing the field name(s). A deleted record will generate a *WW RECORD DELETED* message. Update of any fields will generate a *WW RECORD CHANGED* message. The Transaction Input Record will be reported. The following control totals will be generated.

** CONTROL TOTALS **

CONTROL RECORDS READ	2
TRANSACTIONS READ	2
TRANSACTIONS IN ERROR	0
TRANSACTIONS PROCESSED	2
ECP RECORDS DELETED	0
ECP RECORDS CHANGED	0
ECP RECORDS ADDED	1

** CASB12 PROCESSING COMPLETE **

```

*****
*
*
*
*****

A PROGRAM PRODUCT LICENSED FROM SIGMA SYSTEMS INC.
COPYRIGHT 2001 BY SIGMA SYSTEMS INC.

CASB12  CAS SYSTEM ECP EDIT/UPDATE - VERSION 2.000          01/22/01

CASB12 ERRORL=A
OPTION          VALUE
PLINES          59
PDATE           20010122
COMMENT
ERRORL          A
CASB12  V2.000          AIDYR: 2001          STUDENT AID MANAGEMENT SYSTEM          PAGE          1
                                          ECP EDIT/UPDATE PROGRAM          DATE 01/22/01

----- RECORD IMAGE ----- FIELD ----- COMMENT -----
B12      000000001    ECP  ECPNAME="TESTNAME"  USERCD1=AAAA          WW RECORD ADDED
                                          TRANSACTION PROCESSED
B12      000000001    ECP  USERCD2=BBBB          WW RECORD ADDED
                                          TRANSACTION PROCESSED

```

Figure B. CASB12 Sample Output

CASB12 V2.000

AIDYR: 2001

STUDENT AID MANAGEMENT SYSTEM
ECP EDIT/UPDATE PROGRAM

PAGE 2
DATE 01/22/01

** C O N T R O L T O T A L S **

CONTROL RECORDS READ	2
TRANSACTIONS READ	2
TRANSACTIONS IN ERROR	0
TRANSACTIONS PROCESSED	2
ECP RECORDS DELETED	0
ECP RECORDS CHANGED	0
ECP RECORDS ADDED	1

** CASB12 PROCESSING COMPLETE **
RETURN CODE=0001

Figure B continued. CASB12 Sample Output